




**VIRTUAL AND IN-PERSON COURT:** You may appear virtually or in-person. Your initial appearance will automatically be scheduled for virtual court, unless your matter is a DWI, Refusal, Disorderly Person Offense (including Domestic Violence) or other offense likely to result in jail, in which case your initial appearance will be scheduled to be heard in-person, unless you or your attorney contacts the court in advance of your scheduled court date and indicates in writing consent to a virtual appearance and/or disposition. A defendant’s consent to appear virtually can be provided to the court in writing, by mail, in person, via fax, via email or via Judiciary Electronic Document Submission (JEDS).

<https://www.njcourts.gov/self-help/jeds>

If you are unable to appear virtually, you can similarly make a request to the Court be heard in-person in any manner set forth in the preceding paragraph. For all existing matters, your matter will be scheduled in the manner in which it was previously scheduled, unless you have requested otherwise, or in the event you have failed to appear or failed to stay connected to zoom, you will be scheduled next to appear in person.

The Zoom meeting link, and instructions, for virtual court will be provided to your (and your attorney if applicable) via email in advance of court. The judiciary conducts virtual court using Zoom. Most zoom related questions can be answered by going to [www.zoom.com](http://www.zoom.com)

**Important:** For those logging in using any of the below options (preferred), please take these easy steps to make sure that your full name is displayed, by renaming yourself if you have not done so already. This step will increase the efficiency, and therefore the duration, of our virtual court session.

	FROM SMART PHONE WITH ZOOM APP INSTALLED ANDROID OR (IOS)	FROM THE WEB	FROM ZOOM DESKTOP APPLICATION INSTALLED ON YOUR PC OR MAC
How to change name before the meeting has started:	enter the meeting ID number and you will have the option to update your name.	enter the meeting ID number and you will have the option to update your name.	enter the meeting ID number and you will have the option to update your name.
How to change name once meeting has started:	<ol style="list-style-type: none"> <li>1 <a href="https://support.zoom.us">https://support.zoom.us</a> on the Zoom mobile app.</li> <li>2. On the Zoom in-meeting controls, tap Participants </li> <li>3. Tap your name, then tap Rename. A pop-up box will appear.</li> <li>4. In the pop-up box, enter your display name.</li> <li>5. Tap Done.</li> </ol>	<ol style="list-style-type: none"> <li>1. <a href="#">Join a Zoom meeting</a> on the web client.</li> <li>2. On Zoom in-meeting controls, click Participants </li> <li>3. Hover your mouse over your name, then click More.</li> <li>4. Click Rename. A pop-up box will appear.</li> <li>5. In the pop-up box, enter your display name.</li> <li>6. Click Change.</li> </ol>	<ol style="list-style-type: none"> <li>1. <a href="#">Join a Zoom meeting</a> on the Zoom desktop client.</li> <li>2. On the Zoom in-meeting controls, click Participants </li> <li>3. Hover your mouse over your name, then click the ellipses</li> <li>4. Click Rename. A pop-up box will appear.</li> <li>5. In the pop-up box, enter your display name.</li> <li>6. Click Change.</li> </ol>

For those calling the zoom dial-in telephone number, please be aware of the last 3 digits of your phone number, and be aware of how to mute/unmute yourself by hitting \*6 on your telephone keypad, and please listen for your name being called by the Court so that we can identify you.